

## Enables switching of standard luminaires from SmartScan wireless signals

Allows integration of non-dimming luminaires into a SmartScan installation. Connected luminaires are switched according to signals received on the Motionline.

- Steel body finished full polyester powder coat in white
- Allows integration of non-dimming luminaires into a SmartScan installation
- Connected luminaires are switched according to SmartScan wireless signals
- Modular wired version for use with 3-pole LCM leads for fast installation
- Three scenes can be set, options for ON or OFF for each scene
- Adjustable time delay to off from 30 seconds to 10 hours
- 5A maximum total load
- Operates with standard SmartScan Touch Plate and configured with hand held Programmer



## Specification

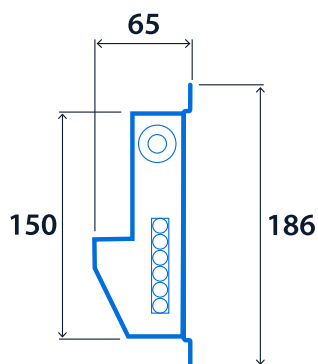
IP rating IP20

## Compliance

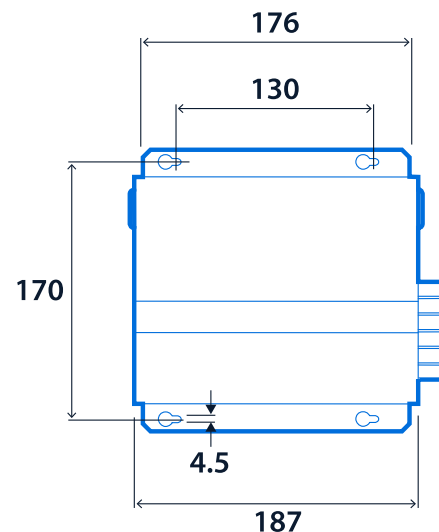
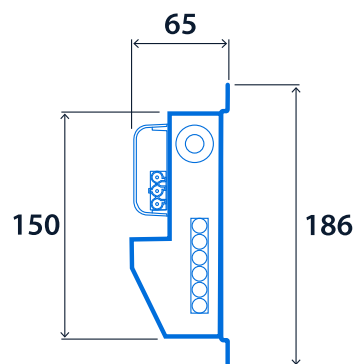
UKCA Yes CE Yes

## Dimensions

### Conventional Wiring



### Modular Wiring





**Click or scan here**  
View SmartScan Hub variants  
using our online filtering tool



Information is correct as of 01 Jan 2025, however must not be interpreted as a guarantee of individual product performance and/or characteristics. We reserve the right to alter specifications and designs without prior notice.