

## Surface LED edge-lit luminaires

The Thorlux Radiance is a UK designed and manufactured LED edge-lit panel built to a high specification. It uses fire retardant exposed parts and the control gear is housed in a metallic enclosure securely fixed to the rear of the luminaire. Several power choices are complemented with emergency derivatives and SmartScan energy saving versions.

Applications: offices, schools, retail.

- Low glare EN12464-1 / LG7 (<3000 cd/m<sup>2</sup> @ 65°) compliant or opal polycarbonate TP(a) fire-retardant diffuser options
- Edge-lit diffuser technology eliminates visible LEDs
- SmartScan wireless technology removes the need for control cabling. Ideal for retro-fit

Notes: High colour rendering CRI 90+ versions available to special order



IP40

IK08

Up to 133.2 LL/CW

### Specification

Mounting	Surface	IP rating	IP40
Impact rating	IK08	Nominal size	600 x 600 mm 1200 x 300 mm
Max presence detection height	8 m		

### Lighting

Optic	Low glare diffuser Opal diffuser	Lumen output	2,085 lm - 7,650 lm
Efficacy	Up to 133.2 LL/CW		

### Emergency data

Emergency lumen output	310 lm - 335 lm	Emergency type	Maintained
Emergency duration	3 hours	Battery specification	Nickel Metal Hydride (NiMH)

### Power

LED power	16 W - 51 W	Circuit power	19 W - 59 W
-----------	-------------	---------------	-------------

### LED characteristics

CRI	80+	Colour temperature	4000 K
Rated life (hours)	67 K - L80/B10		

## Compliance

UKCA  
Energy efficiency class

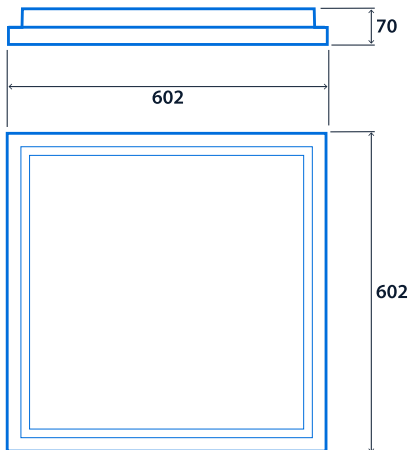
Yes  
This product contains a light source of  
energy efficiency class B

CE


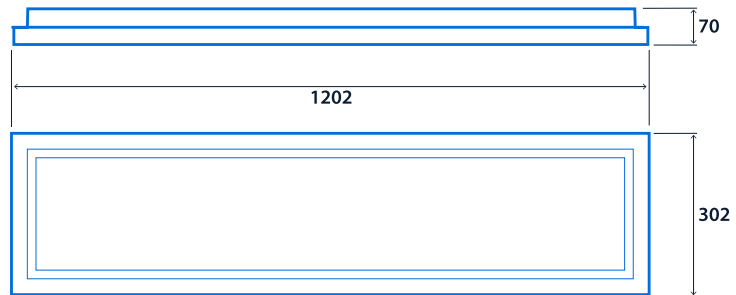
Yes

## Dimensions

600 x 600



1200 x 300



**Click or scan here**  
View Radiance Surface variants  
using our online filtering tool



Information is correct as of 29 Dec 2024, however must not be interpreted as a guarantee of individual product performance and/or characteristics. We reserve the right to alter specifications and designs without prior notice.