

Recessed low wattage LED downlighters with remote control gear

Recessed luminaires with injection moulded polycarbonate body housing with high efficiency remote phosphor mixing chamber. Accessories include drop glass, cones and halos. IP44 version available.

Applications: reception areas, retail, public areas and toilets. Anti ligature versions available.

- Remote phosphor mixing chamber
- Wide range of easy-fit accessories
- One size ceiling cut-out for all versions
- Supplied with remote gear unit fitted with 2 m lead



Up to IP44 (IP20 above ceiling)

Up to 85.7 LL/CW

LED PROTECT

Specification

Mounting	Recessed	IP rating	Up to IP44 (IP20 above ceiling)
----------	----------	-----------	---------------------------------

Lighting

Lumen output	600 lm - 1,190 lm	Efficacy	Up to 85.7 LL/CW
--------------	-------------------	----------	------------------

Emergency data

Emergency type	Maintained	Emergency duration	3 hours
Battery specification	Nickel Metal Hydride (NiMH)		

Power

LED power	6 W - 12 W	Circuit power	7 W - 14 W
-----------	------------	---------------	------------

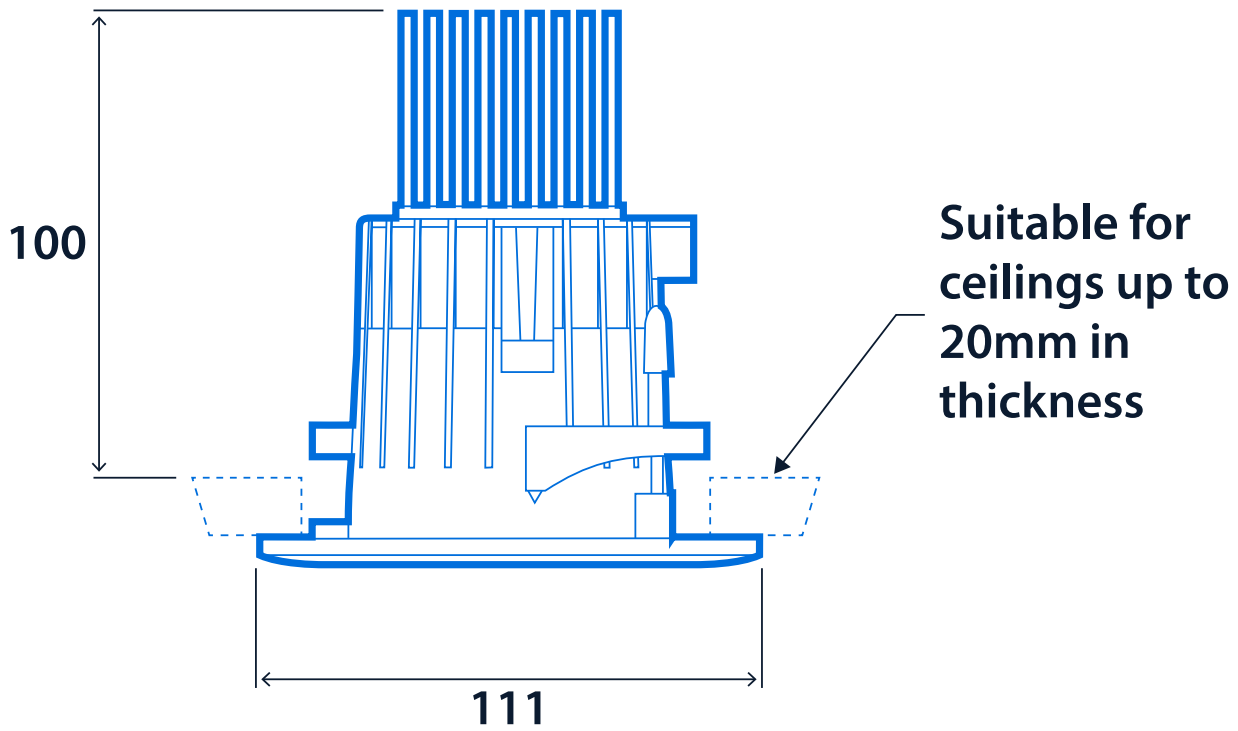
LED characteristics

CRI	80+	Colour temperature	4000 K
Rated life (hours)	100 K - L90/B10		

Compliance

UKCA	Yes	CE	Yes
Energy efficiency class	This product contains a light source of energy efficiency class C		


Dimensions




Cut out - Ø 89

Minimum void depth for emergency and AutoTest versions - 165



 **Click or scan here**
View G2 variants using our online filtering tool



Information is correct as of 29 Dec 2024, however must not be interpreted as a guarantee of individual product performance and/or characteristics. We reserve the right to alter specifications and designs without prior notice.